

## Recessed (Wall) Service Outlet DISS Type

We design and manufacture our Terminal Units to last and to ensure a constant and reliable medical gas flow for the patient and the medical equipment.

All outlets are 100 % tested for flow, leakage and are cleaned for oxygen services prior to shipping.



### Features & Benefits

- Accepts DISS gas specific adapters.
- All outlets are 100% hydrostatic tested for leaks. The outlets are factory assembled, degreased and cleaned for medical gas service.
- Indexed to eliminate interchangeability of gas services.
- 360° swivel inlet pipe for ease of installation.
- Safe plug-in & release allowing parking of male adapter on the outlet thread without pressure applied.
- Low maintenance due to use of VITON seals in front assembly (latch valve).
- Modular singles - designed to provide ganging of rough-in modules in the field to form multiples at any order with 120mm spacing.

### Medical Gas System Standards:

- NFPA99, EN ISO 7396-1 & G0-1 requirements..

### Applicable Standards:

- NFPA99, ISO 9170-1, CGA-V5.

### Silbermann's Quality Management System:

- EN ISO 13485-2016
- ISO 9001-2015



# Recessed (Wall) Service Outlet DISS Type

## Medical Gas Pipeline


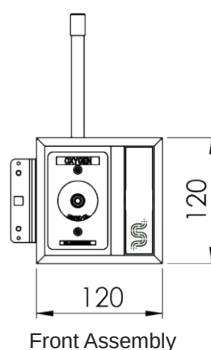
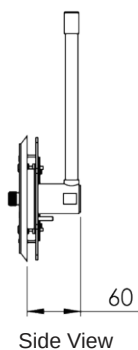
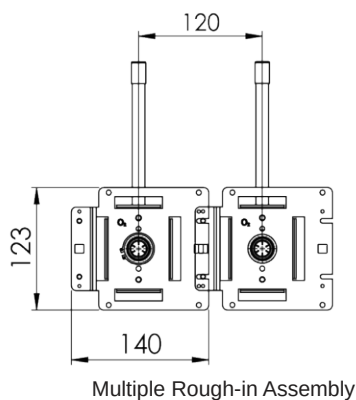


### Specification

- The medical gas outlet shall be **SILBERMANN DISS** type manufactured according to NFPA99.
- The outlet shall be gas specific by DISS system.
- The outlet of positive and negative pressure shall consist of a primary and secondary check valves to allow testing and on-line maintenance.
- Outlet shall be manufactured with 175 mm long, type K, 12.7 mm (1/2") OD copper pipe. Rough-in pipe shall be silver brazed to the outlet body.
- With the rough-in mounted, the outlet shall be depth adjustable to compensate for various wall thicknesses.
- The quick connect outlet shall comply with ISO 9170-1 & CGA-V5 standard types and accept only corresponding DISS Gas Specific Adapter.
- Pressure drop of less than 20 Kpa through the outlet at 120 LPM and 350 Kpa (3.5 Bar) inlet pressure.
- When fully open, the outlet allows a flow of up to 600LPM at a pressure of 400 KPa (4 Bars).



### Dimensions [mm]



### Catalogue Numbers

Gas Service	Color Code	Catalogue No.
Oxygen	Green	3201026
Medical Air	Yellow	3206021
Medical Air	Black	3206016
Nitrous-Oxide	Blue	3206117
Vacuum	White	3779000
CO <sub>2</sub>	Gray	3031016
WAGD	Violet	3212550
Instrument Air	Red	3206020
N <sub>2</sub>	Black	3205000
NO	-	3205150

\*Other gases or mixture of gases, are available upon request

Distributed By:



### SILBERMANN Technologies Ltd.

Address: #5 Harakevet st. POB 4605, Petah-Tikva, 4900715, ISRAEL

Tel: +972-3-9309186 | Fax: +972-3-9315721

E-Mail: [info@silbermann.com](mailto:info@silbermann.com), [www.silbermann.com](http://www.silbermann.com)

